

FASTIN-FASTON Product Line

Product Facts

- Used for single and multiple connections
- Receptacles and tabs available for 6.3, 4.8 and 2.8 mm size (.250 – .187 and .110 Series)
- Receptacles mate with 0.5 and 0.8 thick tabs
- IEC 60335-1, Glow Wire 750° No Flame housings available
- RoHS Compliant

Material and Finish

Contacts — Brass, and phosphor bronze base material. Tin and nickel plated products available

Housings — Polyamide UL 94 V2 and UL 94 V0

Technical Documents

Application Specifications

114-2025 FASTIN-FASTON Product Line



TE FASTIN-FASTON connectors offer the advantage of the FASTON receptacles technology in multiple applications. In wiring harnesses, they are mainly used as multiposition and coupling connectors. Up to 8 position connectors can be mated in one operation with a maximum of 20 leads terminated.

Locking Contacts

Receptacles and tabs in this version comply fully with the FASTON receptacles product technology. The only difference is the addition of a locking lance, which helps ensure firm retention of contacts when snapped into housings. Wiring harnesses prefabricated with male or female connectors can be easily connected to mating counterparts, even if manufacturing occurred at a different site. Any application of this technology leads to essential time savings in final assembly.

FASTIN-FASTON Product Line (Continued)

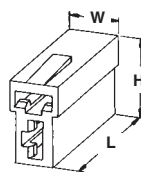
250 Series (6.3 mm)
Single Position Connectors
(Housings)



| Style | Material | Color | UL 94 | Note | Part Number | UL | SP |
|-------|----------|---------|-------|------|-------------|----|----|
| A | Nylon | Natural | V2 | — | 480054-3 | X | X |
| | | Black | V2 | — | 480054-4 | X | X |
| | | Red | V2 | — | 480054-5 | X | X |
| B | Nylon | Natural | V0 | — | 521290-1 | X | X |
| | | Natural | V2 | — | 480053-3 | X | X |
| | | Black | V2 | — | 480053-4 | X | X |
| | Nylon | Red | V2 | — | 480053-5 | X | X |
| | | Natural | V0 | — | 521289-1 | X | X |
| C | Nylon | Natural | V2 | — | 521743-1 | X | X |
| D | Nylon | Natural | V2 | — | 521744-1 | X | X |

¹ Flammability rating.

250 Series (6.3 mm)
2 Position Connectors



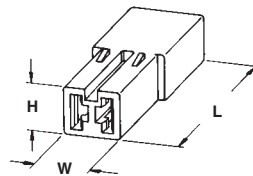
D — Receptacle Housing



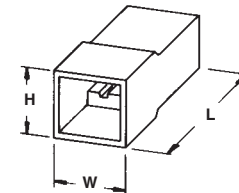
E — Tab Housing

| Style | Material | Color | UL 94 | Note | Dimensions (mm) | | | Part Number | UL | SP |
|-------|----------|---------|-------|-------------------|-----------------|-------|------|-------------|----|----|
| | | | | | W | L | H | | | |
| D | Nylon | Natural | V2 | — | .402 | .902 | .654 | 180907-0 | — | — |
| | | Black | V2 | — | 10.2 | 22.9 | 16.6 | 180907-5 | — | — |
| | | Natural | V0 | GWT 750° No Flame | | | | 1-180907-0 | — | — |
| E | Nylon | Natural | V2 | — | .500 | 1.224 | .791 | 180908-0 | — | — |
| | | Black | V2 | — | 12.7 | 31.1 | 20.1 | 180908-5 | — | — |
| | | Natural | V0 | GWT 750° No Flame | | | | 880310-8 | — | — |

250 Series (6.3 mm)
2 Position Connectors



F — Receptacle Housing



G — Tab Housing

| Style | Material | Color | UL 94 | Note | Dimensions (mm) | | | Part Number | UL | SP |
|-------|----------|---------|-------|------|-----------------|-------|------|-------------|----|----|
| | | | | | W | L | H | | | |
| F | Nylon | Natural | V2 | — | .492 | .902 | .394 | 180923-0 | X | — |
| | | Black | V2 | — | 12.50 | 22.9 | 10.0 | 180923-5 | X | — |
| | | Natural | V0 | — | | | | 4-180923-0 | X | — |
| G | Nylon | Natural | V2 | — | .598 | 1.240 | .520 | 180924-0 | X | — |
| | | Black | V2 | — | 15.2 | 31.5 | 13.2 | 180924-5 | X | — |
| | | Natural | V0 | — | | | | 4-180924-0 | X | — |

Note: All part numbers are RoHS compliant.

FASTIN-FASTON Product Line (Continued)

250 Series

Receptacles with Mating Dimple
(For use with single circuit connectors)

Fits Tab — .032 [0.81]
Stock Thickness — .016 [0.41]



| Wire Range AWG | Insulation Diameter | Material and Finish | Terminal Part Number | UL | CS | Quick-Change Applicator No. ² |
|-----------------|---|---------------------|----------------------|----|----|--|
| 18-14 | .100-.170 2.54-4.32 | Brass | 42281-1 | X | X | 687940-2 |
| | | Tin Plated Brass | 42281-2 | X | X | 687940-2 |
| | | Brass | 60634-1 ¹ | X | X | 687940-2 |
| 16-12 (2) 16 | .160-.210 4.06-5.33 (2) .130 Max. 3.30 | Brass | 60249-1 | X | X | 466057-2 |
| | | Tin Plated Brass | 60249-2 | X | X | 466057-2 |
| 11-10 | .157-.205 3.99-5.21 | Brass | 160914-1 | — | — | — |
| | | Tin Plated Brass | 160914-2 | — | — | — |

¹ No front slot.

² Quick-change applicator for AMP-O-LECTRIC machine 565435-5.
For AMPOMATOR machine and other machines not listed, contact TE.

FASTIN-FASTON Product Line

250 Series

Receptacles without Mating Dimple
(For use with multiple circuit connectors)

Fits Tab — .032 [0.81]
Stock Thickness — .012 [0.30]



| Wire Range AWG | Insulation Diameter | Material and Finish | Terminal Part Number | UL | CS | Quick-Change Applicator No. ¹ |
|--------------------|---|----------------------|----------------------|----|----|--|
| 22-18 | .085-.125 2.16-3.18 .060-.100 1.52-2.54 | Tin Plated Brass | 60295-2 | X | X | 687981-2 |
| | | Tin Plated Brass | 60413-1 | X | X | 687979-3 |
| 18-14 | .100-.170 2.54-4.32 | Brass | 42100-1 | X | X | 687932-2 |
| | | Tin Plated Brass | 42100-2 | X | X | 687932-2 |
| 16-12 or (2) 16 | .160-.210 or 4.06-5.33 or (2) .130 Max. 3.30 | Tin Plated Brass | 60253-2 | X | X | 466058-2 |
| 12-10 | .134-.200 3.40-5.08 | Brass | 180351-1 | — | — | — |
| | | Pre-Tin Plated Brass | 180351-2 | — | — | — |

¹ Quick-change applicator for AMP-O-LECTRIC machine 565435-5.
For AMPOMATOR machine and other machines not listed, contact TE.

250 Series

Tabs
(For use with single or multiple circuit connectors)
Stock Thickness — .015 [0.38]



| Wire Range AWG | Style | Tab Thk. | Insulation Diameter | Dim. L | Material and Finish | Terminal Part No. | UL | CS | Quick-Change Applicator No. ² |
|----------------|-------|--------------|------------------------|----------------|---------------------|----------------------|------------------------|----------------|--|
| 22-18 | A | .032 0.81 | .085-.125 2.16-3.18 | 1.105 28.07 | Brass | 62553-1 | X | X | 687982-2 |
| | | | | | Tin Plated Brass | 62553-3 | X | X | 687982-2 |
| 18-14 | A | .032 0.81 | .100-.170 2.54-4.32 | 1.105 28.07 | Brass | 42460-1 | X | X | 687839-2 |
| | | | | | Tin Plated Brass | 42460-2 | X | X | 687839-2 |
| 14-10 | B | .016 0.41 | .120-.145 3.05-3.68 | 1.100 27.94 | Tin Plated Brass | 42580-2 ¹ | X | X | 687839-2 |
| | | | | | A | .032 0.81 | .120-.170 3.05-4.32 | 1.105 28.07 | Tin Plated Brass |

¹ Used for back-to-back with a combined thickness of .032 [0.81].

² Quick-change applicator for AMP-O-LECTRIC machine 565435-5.
For AMPOMATOR machine and other machines not listed, contact TE.

³ 9600 cma max.

Note: All part numbers are RoHS compliant.

FASTIN-FASTON Product Line (Continued)

250 Series (6.3 mm)
3 Position Connectors



G — Receptacle Housing



H — Tab Housing

| Style | Material | Color | UL 94 | Note | Dimensions (mm) | | | Part Number | UL | SP |
|-------|-----------|---------|-------|-------------------|-----------------|-------|------|-------------|----|----|
| | | | | | W | L | H | | | |
| G | Polyamide | Natural | V2 | — | .598 | .902 | .705 | 180941-0 | — | — |
| | | Black | V2 | — | 15.2 | 22.9 | 17.9 | 180941-5 | — | — |
| | | Natural | V2 | GWT 750° No Flame | — | — | — | 2-180941-0 | — | — |
| E | Polyamide | Natural | V2 | — | .598 | 1.252 | .783 | 180940-0 | — | — |
| | | Black | V2 | — | 15.2 | 31.8 | 19.9 | 180940-5 | — | — |
| | | Natural | V2 | GWT 750° No Flame | — | — | — | 2-180940-0 | — | — |

250 Series (6.3 mm)
4 Position Connectors



L — Receptacle Housing



M — Tab Housing

| Style | Material | Color | UL 94 | Note | Dimensions (mm) | | | Part Number | UL | SP |
|-------|-----------|---------|-------|-------------------|-----------------|-------|------|-------------|----|----|
| | | | | | W | L | H | | | |
| L | Polyamide | Natural | V2 | — | .909 | .949 | .606 | 180900-0 | X | — |
| | | Black | V2 | — | 23.1 | 24.1 | 15.4 | 180900-5 | X | — |
| | | Natural | V0 | GWT 750° No Flame | — | — | — | 2-880110-0 | — | — |
| M | Polyamide | Natural | V2 | — | 1.031 | 1.240 | .650 | 180901-0 | X | — |
| | | Black | V2 | — | 26.2 | 31.5 | 16.5 | 180901-5 | X | — |
| | | Natural | V0 | GWT 750° No Flame | — | — | — | 2-626541-0 | — | — |

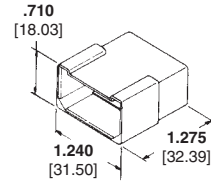
Note: All part numbers are RoHS compliant.

FASTIN-FASTON Product Line (Continued)

**250 Series
6 Circuit Connectors
(Housings)**



Receptacle Housing



Tab Housing

| Material | UL 94 ¹ | Color | Part Numbers | | UL | SP |
|----------|--------------------|---------|-------------------------|------------|----|----|
| | | | Receptacle | Tab | | |
| Nylon | V2 | Natural | 480003-5 | 480004-5 | X | X |
| | | Black | 1-480281-0 ² | 1-480282-0 | X | X |

¹ Flammability rating.

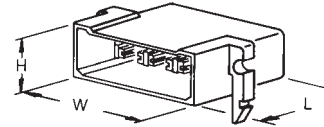
² No mounting ears.

FASTIN-FASTON Product Line

**250 Series (6.3 mm)
8 Position Connectors**



Q — Receptacle Housing



R — Tab Housing

| Style | Material | Color | UL 94 | Note | Dimensions (mm) | | | Part Number | UL | SP |
|-------|-----------|---------|-------|------|-----------------|---------------|--------------|-------------|----|----|
| | | | | | W | L | H | | | |
| Q | Polyamide | Natural | V2 | — | 1.484 37.7 | .949 24.1 | .654 16.6 | 163007-0 | — | — |
| R | Polyamide | Natural | V2 | — | 1.579 40.1 | 1.283 32.6 | .720 18.3 | 163008-0 | — | — |

Note: All part numbers are RoHS compliant.

FASTIN-FASTON Product Line (Continued)

250 Series
2 Circuit "T" Housing



Receptacle Housing



Tab Housing

| Material | UL 94 ¹ | Color | Part Numbers | | UL | CS® |
|----------|--------------------|-------|--------------|-----------------------|----|-----|
| | | | Receptacle | Tab | | |
| Nylon | V2 | Black | 480115-3 | — | — | — |
| | | | — | 480116-3 ² | X | X |

¹ Flammability rating.
² For use only with packard style tabs.

Packard Style Receptacles



| Wire Range AWG | Insulation Diameter | Material and Finish | Terminal Part Number | UL | CS® | Applicator No. |
|-------------------|------------------------|------------------------|-------------------------|----|-----|----------------|
| 20-16 | .145 3.68 Max. | Brass | 640841-1 | — | — | 466791-2 |
| | | Brass | 640417-1 | — | — | 466704-2 |
| 18-14 | .154 3.91 Max. | Pre-Tin Plated Brass | 640417-2 | — | — | 466704-2 |
| | | Brass | 640418-1 ¹ | — | — | 466704-2 |
| | | Pre-Tin Plated Brass | 640418-2 ¹ | — | — | 466704-2 |

¹ No Dimple.

Packard Style Tabs



A



B

| Wire Range AWG | Style | Stock Thk. | Insulation Diameter | Material and Finish | Terminal Part Number | UL | CS® | Applicator No. |
|-------------------|-------|---------------|------------------------|------------------------|-------------------------|----|-----|----------------|
| 18-14 | A | .032 0.81 | .100-.142 2.54-3.61 | Brass | 640416-1 | — | — | 466707-4 |
| | | .032 0.81 | .110-.142 2.79-3.61 | Tin Plated Brass | 640416-2 | — | — | 466707-4 |
| 16-14 | B | .032 0.81 | .090-.130 2.29-3.30 | Tin Plated Brass | 60794-2 | — | — | 687888-6 |
| 14-12 | A | .032 0.81 | .140-.175 3.56-4.45 | Tin Plated Brass | 1217148-1 | — | — | 680808-2 |

Note: All part numbers are RoHS compliant.

FASTIN-FASTON Product Line (Continued)

**187 Series
Modular Connector
Housings**



Receptacle Housing



Tab Housing

| Material | UL 94 ¹ | Color | Part Numbers | | UL | SP |
|----------|--------------------|---------|--------------|------------|----|----|
| | | | Receptacle | Tab | | |
| Nylon | V2 | Natural | 1-480252-0 | 1-480251-0 | X | X |

¹ Flammability rating.

² Special mounting mates with all receptacle housings listed above.

FASTIN-FASTON Product Line

**187 Series
Modular Connector
Receptacles**

Fits Tab — .016 [0.41]
Insulation Diameter —
.090-.130 [2.29-3.30] or
(2) .110 [2.79] Max.



| Wire Range AWG | Stock Thickness | Material and Finish | Terminal Part No. | UL | SP | Quick-Change Applicator No. ¹ |
|--------------------|--------------------|------------------------|----------------------|----|----|---|
| 20-16 or (2) 20 | .012 0.30 | Pre-Tin Brass | 60435-1 | X | X | 687993-2 |

¹ Quick-change applicator for AMP-O-LECTRIC machine 565435-5.

For AMPOMATOR machine and other machines not listed, contact TE.

**187 Series
Modular Connector Tabs**

Tab Thickness — .016 [0.41]
Insulation Diameter —
.090-.130 [2.29-3.30]
or (2) .110 [2.79] Max.



| Wire Range AWG | Stock Thickness | Material and Finish | Terminal Part No. | UL | SP | Quick-Change Applicator No. ¹ |
|--------------------|--------------------|------------------------|----------------------|----|----|---|
| 20-16 or (2) 20 | .016 0.41 | Pre-Tin Brass | 60434-1 | X | X | 687995-2 |

¹ Quick-change applicator for AMP-O-LECTRIC machine 565435-5.

For AMPOMATOR machine and other machines not listed, contact TE.

Note: All part numbers are RoHS compliant.

FASTIN-FASTON Product Line (Continued)

110 Series
Receptacle Housings



| Type | Number of Positions | Material | Color | Dimensions | | | Part Number | UL | SP |
|------|---------------------|----------|---------|---------------|---------------|---------------|-------------|----|----|
| | | | | W | H | L | | | |
| A | 1 | Nylon | Natural | .236 5.99 | .236 5.99 | .710 18.01 | 626062-0 | — | — |
| B | 2 | Nylon | Natural | .248 6.30 | .442 11.23 | .710 18.01 | 626064-0 | — | — |
| | | | | .551 14.00 | .200 5.00 | .710 18.03 | | | |
| C | 3 | Nylon | Natural | .748 19.00 | .200 5.00 | .710 18.03 | 925015-0 | — | — |
| | | | | .945 24.00 | .200 5.00 | .710 18.03 | | | |
| D | 4 | Nylon | Natural | .423 10.74 | .344 8.74 | .708 17.98 | 626056-0 | — | — |

¹ Not shown.

110 Series
Tab Housings



| Type | Number of Positions | Material | Color | Dimensions | | | Part Number | UL | SP |
|------|---------------------|----------|---------|---------------|---------------|---------------|-------------|----|----|
| | | | | W | H | L | | | |
| A | 1 | Nylon | Natural | .327 8.31 | .327 8.31 | 1.00 25.43 | 626063-0 | — | — |
| B | 2 | Nylon | Natural | .264 6.71 | .516 13.11 | 1.00 25.43 | 626065-0 | — | — |
| | | | | .629 15.98 | .284 7.21 | 1.08 27.48 | | | |
| C | 3 | Nylon | Natural | .629 15.98 | .284 7.21 | 1.08 27.48 | 925475-1 | — | — |
| | | | | .629 15.98 | .284 7.21 | 1.08 27.48 | | | |
| D | 4 | Nylon | Natural | .512 13.00 | .433 11.00 | 1.08 27.33 | 626057-0 | — | — |

Note: All part numbers are RoHS compliant.

FASTIN-FASTON Product Line (Continued)

**110 Series
Receptacles**



| Wire Range AWG | Tab Fit | Insulation Diameter | Material and Finish | Terminal Part No. | | |
|-------------------|--------------|------------------------|------------------------|----------------------|---|---|
| 24-20 | .032 0.81 | .050-.080 1.27-2.03 | Pre-Tin Brass | 1217281-2 | — | — |
| 22-18 | .020 0.51 | .080-.120 2.03-3.05 | Pre-Tin Brass | 63241-3 | — | — |
| 20-16 | .032 0.81 | .080-.120 2.03-3.05 | Pre-Tin Brass | 62572-6 | — | — |
| 18-14 | .032 0.81 | .060-.110 1.52-2.79 | Pre-Tin Brass | 1217321-2 | — | — |

FASTIN-FASTON Product Line

**110 Series
Tabs**



| Wire Range AWG | Style | Tab Thk. | Insulation Diameter | Material and Finish | Terminal Part No. | | |
|-------------------|-------|--------------|------------------------|------------------------|----------------------|---|---|
| 20-16 | A | .032 0.81 | .090-.120 2.30-3.05 | Tin Plated Brass | 160743-4 | X | X |
| | B | .032 0.81 | .090-.120 2.30-3.05 | Tin Plated Brass | 160762-4 | — | — |

Note: All part numbers are RoHS compliant.

FASTIN-FASTON Product Line — Tab Housings RAST 5

Product Facts

- Meets IEC 60335-1, Glow Wire 750° No Flame
- Accepts TE FASTIN-FASTON tabs 6.3 x 0.8 mm size
- Mating TE connector families include AMP MONO-SHAPE, AMP multifitting, AMP standard timer and Positive Lock RAST 5 connector system
- Available in different keying and locking versions, from 2 to 10 positions
- Available for panel and motor mounting
- Provided with secondary locking
- RoHS compliant



Technical Documents

Product Specifications

108-20256 Panel Mount Housings

108-20247 Panel Mount Housings

The RAST 5 Standard defines and standardizes the connector mating interface. FASTIN-FASTON product line 6.3 mm size tabs are placed into 5 mm centerline cavities and the housings are provided with keying, polarization, and locking features that help prevent mismatching of the corresponding RAST 5 interfaces.

The FASTIN-FASTON RAST 5 system is designed to accept the most common TE RAST 5 connector families including AMP MONO-SHAPE, AMP multifitting, AMP standard timer and Positive Lock RAST 5 connector system. The Positive Lock RAST 5 connector system requires the use of a FASTIN-FASTON tab with a special detent hole location to engage the positive locking feature.

The most common application for this product is for household appliance components (motors for washing machines, dishwashers, dryers, refrigerators...) where OEM's want to minimize the possibility of crossed wires.

FASTIN-FASTON Product Line — Tab Housings RAST 5 (Continued)

Technical Features

- ① Locking tongue locks with the keying rib of the counter part (see table)
- ② Locking window locks with locking latches of the counter part (see table)
- ③ Keying groove
- ④ Polarization groove
- ⑤ Cover (secondary locking)
- ⑥ Panel locking
 - Ⓐ For panel thickness from 0.8 up to 1.0 mm
 - Ⓑ For panel thickness from 1.0 up to 2.2 mm
- ⑦ Tabs 6.3 x 0.8 mm (see table)



Panel Cut-Outs



FASTIN-FASTON Product Line

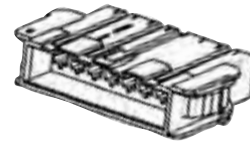
FASTIN-FASTON Product Line — Tab Housings RAST 5 (Continued)

Panel Mount Housings

Material — Polyamide
Color — Natural



C — with Secondary Locking



D — without Secondary Locking

| Positions | RAST 5 Polarizations | Panel Cut-Out | Style | UL 94 | Note | Part Number |
|-----------|----------------------|---------------|-------|-----------|-------------------|-------------|
| 2 | | A | C | V2 | GWT 750° No Flame | 9-927742-2 |
| | | | | V0 | — | 927742-2 |
| | | | V2 | — | 5-927742-2 | |
| | | B | C | V2 | — | 5-293035-2 |
| | | | | V0 | — | 964492-2 |
| | | | V0 | — | 5-964492-2 | |
| 3 | | A | C | V2 | GWT 750° No Flame | 293008-1 |
| | | | | — | — | 928230-3 |
| | | A | C | V2 | GWT 750° No Flame | 9-927742-3 |
| | | | | V0 | — | 927742-3 |
| 4 | | A | C | V2 | GWT 750° No Flame | 293009-1 |
| | | | | — | — | 293009-2 |
| | | A | C | V2 | GWT 750° No Flame | 9-927742-4 |
| | | | | — | — | 927742-4 |
| | | A | C | V2 | GWT 750° No Flame | 293011-1 |
| | | | | — | — | 927742-5 |
| 5 | | B | C | V2 | GWT 750° No Flame | 5-964492-5 |
| | | | | — | — | 964492-5 |
| | | A | C | V2 | GWT 750° No Flame | 293010-1 |
| | | | | — | — | 293010-2 |
| B | C | V2 | — | 1241857-5 | | |
| | | — | — | 293161-1 | | |

FASTIN-FASTON Product Line

FASTIN-FASTON Product Line — Tab Housings RAST 5 (Continued)

Panel Mount Housings

(Continued)

Material — Polyamide

Color — Natural



C — with Secondary Locking



D — without Secondary Locking

| Positions | RAST 5 Polarizations | Panel Cut-Out | Style | UL 94 | Note | Part Number | | | | | | | | | | | | | |
|-----------|----------------------|---------------|-------|-----------|-------------------|-------------|-------------------|-------------|----|-------------------|----------|----|-------------------|----------|----------|----|-------------------|-------------------|----------|
| 6 | | A | C | V2 | — | 927742-6 | | | | | | | | | | | | | |
| | | | | V0 | — | 5-927742-6 | | | | | | | | | | | | | |
| | | B | D | V2 | GWT 750° No Flame | 5-1241967-6 | | | | | | | | | | | | | |
| 7 | | A | C | V2 | GWT 750° No Flame | 293034-1 | | | | | | | | | | | | | |
| | | | | | | | A | C | V2 | GWT 750° No Flame | 293044-1 | | | | | | | | |
| | | | | | | | | | | | A | C | V2 | — | 927742-7 | | | | |
| | | | | | | | | | | | | | | | A | C | V2 | GWT 750° No Flame | 284985-1 |
| | | | | | | | | | | | | | | | | | | | 928309-7 |
| 8 | | A | C | V2 | GWT 750° No Flame | 284986-1 | | | | | | | | | | | | | |
| | | | | | | A | C | V2 | — | 928309-8 | | | | | | | | | |
| | | | | | | | | | | B | C | V2 | GWT 750° No Flame | 293043-1 | | | | | |
| | | | | | | | | | | | | | | B | D | V2 | GWT 750° No Flame | 5-1241967-8 | |
| A | D | V2 | — | 1241967-8 | | | | | | | | | | | | | | | |
| | | | | A | D | V2 | GWT 750° No Flame | 5-1241969-8 | | | | | | | | | | | |
| 1241969-8 | | | | | | | | | | | | | | | | | | | |
| 9 | | B | D | V2 | GWT 750° No Flame | 293033-1 | | | | | | | | | | | | | |
| 10 | | A | D | V2 | GWT 750° No Flame | 1-1241968-5 | | | | | | | | | | | | | |
| | | | | | | 1-1241968-0 | | | | | | | | | | | | | |

FASTIN-FASTON Product Line

FASTIN-FASTON Product Line — Tab Housings RAST 5 (Continued)

Motor Mount Housings

Material — Polyamide

Color — Natural



E

| Positions | RAST 5 Polarizations | Panel Cut-Out | Style | UL 94 | Note | Part Number |
|-----------|----------------------|---------------|-------|-------|-------------------|-------------|
| 7 | | — | E | V2 | GWT 750° No Flame | 293014-1 |
| | | — | E | V2 | GWT 750° No Flame | 293015-1 |
| | | — | E | V2 | GWT 750° No Flame | 1-293015-1 |
| 8 | | — | E | V2 | GWT 750° No Flame | 284861-1 |
| | | | | V0 | — | 284861-3 |

FASTIN-FASTON Product Line

FASTON Uninsulated Terminals — Loose Piece

FASTON Terminals Strip/Loose Piece Cross Reference

FASTON terminals have been designed for speed of application using selected terminating machines; however, hand tools are also available for those terminals listed.

RECEPTACLES 250 Series

| Wire Range AWG | Strip Part No. | Loose Piece Part No. | Description | Hand Tool Part No. |
|----------------|----------------|----------------------|----------------------------|---------------------|
| 22-18 | 41772 | 60878-2 | Premier Receptacle | 91514-1 |
| | 61988-2 | 62274-1 | Receptacle/Tab Combination | 91514-1 |
| 18-14 | 41274 | 41729 | Premier Receptacle | 90165-1 |
| | 41774 | 42025-1 | Hermetic Receptacle | 90165-1 |
| | 42219-1 | 60705-1 | Premier Receptacle | 90165-1 |
| | 61944-1 | 60279-1 | Piggyback Receptacle | 189508-1 |
| | 61944-2 | 60279-2 | Piggyback Receptacle | 189508-1 |
| | 42100-1 | 42238-1 | FASTIN-FASTON | 720725-1 or 91557-1 |
| | 42100-2 | 42238-2 | FASTIN-FASTON | — |
| | 42281-1 | 42282-1 | FASTIN-FASTON | 90165-1 |
| | 42281-2 | 42282-2 | FASTIN-FASTON | — |
| | 60290-2 | 60419-2 | "F" Crimp Flag | 90045 |
| | 18-12 | 41532 | 41898 | Tab-Lok Flag |
| 42742-1 | | 60102-1 | Tab-Lok Flag | 47417 |
| 16-12 | 41728 | 42021 | Premier Receptacle | 47094 |
| 14-10 | 41450 | 61227-1 | Premier Receptacle | 90120 |
| | 62049-2 | 62090-1 | Piggyback | — |
| 12-10 | 60851-1 | 60851-3 | Hermetic Flag | — |

Receptacles 187 Series

| Wire Range AWG | Strip Part No. | Loose Piece Part No. | Description | Hand Tool Part No. |
|----------------|----------------|----------------------|-------------------------|--------------------|
| 20-16 | 42452-1 | 42566-1 | Premier Receptacle | 91509-1 |
| | 42452-2 | 42566-2 | Premier Receptacle | 91509-1 |
| | 42373-2 | 42638-2 | Premier (No Insulation) | — |
| | 60435-1 | 60520-1 | FASTIN-FASTON | 90088 |
| | 62026-1 | 62228-1 | Piggyback Receptacle | — |

Receptacles 110 Series

| Wire Range AWG | Strip Part No. | Loose Piece Part No. | Description | Hand Tool Part No. |
|----------------|----------------|----------------------|----------------------------|--------------------|
| 22-18 | 42068-1 | 42470-1 | Receptacle | 91511-1 |
| | 62003-2 | 62112-2 | Receptacle/Tab Combination | — |
| | 60900-1 | 61454-1 | Tab Receptacle | — |

250 Series Tabs

| Wire Range AWG | Strip Part No. | Loose Piece Part No. | Description | Hand Tool Part No. |
|----------------|----------------|----------------------|---------------|--------------------|
| 22-18 | 60294-1 | 61316-1 | FASTIN-FASTON | 91514-1 |
| 18-14 | 41412 | 41778 | Crimp Type | — |
| | 42460-2 | 42565-2 | FASTIN-FASTON | 90165-1 |

Note: All part numbers are RoHS compliant.